

ultimesh
precision in protection.

**INSECT SCREEN SYSTEMS
FOR DOORS**

Plissé Flydoor Insect Screens



Get to know Ultimesh

Ultimesh is the new name in the world of insect screening and mesh solutions. Based in Vierpolders (NL), we offer a wide range of high-quality mesh materials for the production of insect screens, solar shading, and other protective applications. Whether it's about keeping insects out, blocking the sun, or adding extra privacy, at Ultimesh, it all comes down to one thing: Precision in protection.

With a strong focus on quality, service, and innovation, we are building a complete product portfolio for professional screen fabricators and manufacturers across Europe and beyond. Reliable materials, fast deliveries and personal support, that's what Ultimesh stands for.

We believe in smart solutions that make living and working more comfortable, safer and more sustainable. And this is just the beginning.



Partnership with Ultimesh



**Excelling in quality
and in service**




**Fast and international
delivery**




**Trusted partner since
1985**

Our Expertise



Screens



Profiles & Accessoires



Plissé flydoors

Choose your plissé flydoor

A modern home deserves intelligent solutions, even when it comes to keeping insects out. Ultimesh pleated screen doors combine sleek design with smart engineering. Whether you prefer minimalistic, versatile, or ultra-stable, our three high-quality systems offer the perfect solution for any type of door or sliding façade. All available in both single and double configurations.

PLINOVA

The most compact pleated screen door. This ultra-slim pleated insect screen fits into the tightest spaces with just 13 mm installation depth. Nearly invisible, whisper-quiet and simple to mount. The perfect choice for minimalistic, modern frames and limited spaces.

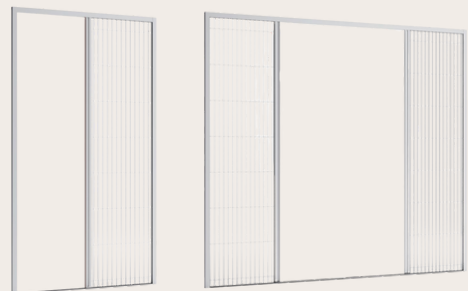
- Only 13 mm installation depth: fits anywhere
- Whisper-quiet and smooth operation
- Ultra-slim frame preserves light and airflow
- Compatible with roller shutter side guides
- Quick and easy installation



PLIVARO

The perfect balance between design and technology. Engineered for versatility, this mid-sized pleated screen is ideal for wider openings. Its modern look, long-lasting materials and precision fit make it a favorite among architects and homeowners alike.

- Suitable for single spans up to 5 m & double up to 8 m
- Smooth and quiet thanks to integrated pulley wheel
- Ergonomic pull bar for comfortable use
- Stylish, modern design with face or inset mounting
- Durable components for long-term reliability



PLIVENTO

For ultimate ease of use, even on a large scale. This premium model features a flat, wheelchair-accessible bottom rail and a caterpillar track system that glides effortlessly, even across wide spans. It's wind-resistant, sturdy and exceptionally easy to use.

- Flat bottom rail: wheelchair and stroller friendly
- Caterpillar track system for stable, smooth movement
- Stops at any point along the opening
- High wind resistance, ideal for breezy areas
- Easy installation with wide dimensional flexibility



Plinova 13 mm Flydoor

Designed for modern architecture, Plinova is the slimmest pleated screen system, requiring just 13 mm of installation depth. This ultra-compact design integrates seamlessly into slimline window and door frames, making it the perfect solution for contemporary residential and commercial projects where space, aesthetics, and functionality must work together.






Thanks to its refined, minimalist profile, the system allows maximum natural light and airflow, while remaining almost invisible when not in use. It operates with a smooth, silent glide and is remarkably easy to install, even in narrow spaces or as an add-on to existing roller shutter guides. Whether you're upgrading an urban apartment or finishing a custom-built façade, this insect screen delivers both style and performance, without compromise.



Specifications

Maximum size (WxH) S	2400 x 2600 mm
Maximum size (WxH) D	3600 x 2600 mm
Maximum size (WxH) vertical window	1800 x 1800 mm
Optional	Inclined bottom plate
MOQ	3 pieces
Installation	Insert or frontal fixing

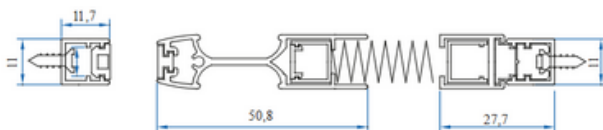
Standard colours

		
RAL9010	RAL9001	RAL9016
		
RAL9004	RAL7016	

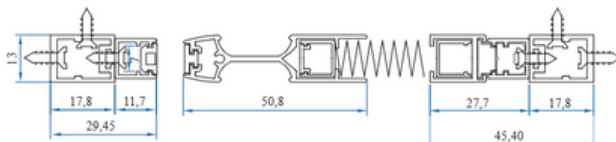
**Custom RAL colour upon request*

Profile sections

Insert



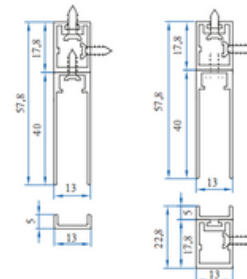
Frontal



Insert



Frontal




Plivaro 22 mm Flydoor

Built on years of expertise in pleated insect screen technology, the Plivaro 22 mm Flydoor offers the perfect fusion of design and performance. Its refined appearance and silent operation make it a premium solution for both doors and windows, in residential or commercial spaces.

Thanks to the integrated center-reinforcement profile, the system handles wide openings with ease, up to 5 meters (single) and 8 meters (double), while remaining smooth and stable in use.


With ergonomic handling, reliable components, and flexible mounting options, the Plivaro 22 is the go-to choice for larger openings where aesthetics and functionality go hand in hand. Strong, silent and custom-fit, the Plivaro 22 mm is pleated screening without compromise.



Specifications

Maximum size (WxH) S	2400 x 2600 mm
Maximum size (WxH) D	3600 x 2600 mm
Maximum size (WxH) vertical window	1800 x 1800 mm
Optional	Inclined bottom plate
MOQ	3 pieces
Installation	Insert or frontal fixing

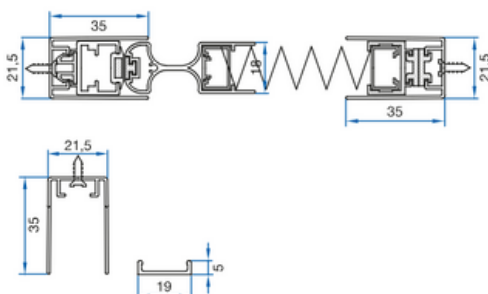
Standard colours

		
RAL9010	RAL9001	RAL9016
		
RAL9004	RAL7016	

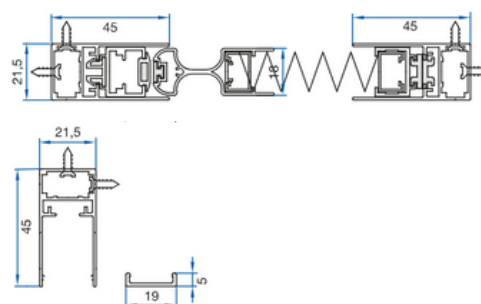
**Custom RAL colour upon request*

Profile sections

Insert



Frontal



Plivento Caterpillar Flydoor

This pioneering insect screen features the first-ever pleated mesh, a fully flat bottom rail (wheelchair-friendly), excellent wind resistance, smooth operation, and the ability to stop at any position. It remains the benchmark for insect protection in doorways, combining innovation with long-term reliability.

Easy to install and built for flexibility, the system uses convenient clip-on brackets and offers generous tolerance in both width and height. It's available in single, double, or multi-panel configurations, making it ideal for everything from standard doors to extra-wide openings.






Wheelchair-friendly, wind-resistant, endlessly adjustable, easy to install, and engineered for effortless movement across any span, thanks to its unique Caterpillar system, which ensures smooth, stable guidance even in the widest configurations.



Specifications

Minimall size	1820 mm in height
Maximum size (WxH)	1900 x 2750 mm
Optional	Frame for face mount
MOQ	20 pieces
Installation	Easy with or without screws Top & bottom profile cut to size

Standard colours

		
RAL9010	RAL9001	RAL9016
		
RAL9004	RAL7016	

**Custom RAL colour upon on request*

Profile sections

